

Applied ergonomics for operator compartment design in an EJC 88 XLP loader

S. THORLEY* and N.D.L. BURGER†

*Sandvik Mining and Construction RSA Pty Ltd, M.Eng (Mechanical), University of Pretoria

†Department of Mechanical and Aeronautical Engineering, University of Pretoria

In engineering design of operators' compartments, in underground mining equipment, ergonomics principles are often neglected or not given the full recognition they deserve. This paper defines ergonomics, applies it to machinery in an underground mining environment, and describes the ergonomics analysis undertaken during the design phase of an EJC extra low-profile mining loader. Encompassing the design of the operator's compartment of this new loader, this paper illustrates the importance of ergonomic principles within the collective design process ensuring that it is fully integrated into the design approach. An ultimate aim of this study is to ensure that all future designs follow this route to guarantee not only the outcome of a highly efficient, cost effective and productive machine but that it is also takes the human factor into account, not only in maintenance but also in operation. Maximizing comfort will have the ultimate outcome of actually increasing productivity beyond expectations.

Introduction

The mining industry in South Africa has undergone significant changes since the 1980s with increased mechanization and development of new technologies. Despite changes, many jobs continue to be labour intensive, physically demanding and repetitive, and human-centred design principles are often neglected in the design and development of new equipment and technologies.

This research details an ergonomic study on the operator's compartment of an EJC extra-low profile loader (XLP), where human-centred design principles are taken into consideration in the design and development of this new product. It is because of the development and evolution of mechanized, low-seam mining in the South African platinum mining industry that the need for this loader, and thus this ergonomics study, arose.

This LHD (load haul dump machine) had to meet the design criteria determined by the environment in which it had to function. With the general consensus, at the time of design and development, being that the machine had to operate in a stope with a width of 1.1 m, it was determined that the machine would be 880 mm high, meaning that the allowable space for the operator's compartment was basically the size of a 'coffin'. One can conceive that the disdain of ergonomic principles in the design of this cabin could lead to severe operator discomfort and dissatisfaction, or serious bodily injury from continued operation, due to the fact that this operator would have to operate this machine lying in a supine position.

Ergonomics

Definition

The aim of defining ergonomics is to create a better perception of the term 'ergonomics', and to develop a suitable understanding of how and why it should be applied to the design of equipment, products and systems. It also highlights the benefits which applying ergonomics

principles may have for both the organization and the individual workers.

The term 'ergonomics' was formally established in 1949 by KFH Murrel from the two Greek words *ergon*, meaning work or effort, and *nomos*, meaning law or rule. Literally translated, ergonomics means 'the laws of work' (Bridger, 1995; Galer, 1987; MacLeod, 1995; Murrel, 1965).

The applied science of ergonomics was formally established in the late 1940s. As a science, ergonomics studies human capabilities, limitations and other characteristics for the purpose of developing human-system interface technology. As a practice, ergonomics applies human-system interfaces to the design, standardization, and control of systems. Ergonomics promotes human reliability and improved health and safety. It ensures that equipment, tasks and the physical work environment are designed to take account of the capabilities and limitations of people.

With the promulgation of the Mine Health and Safety Act REF (Act 29 of 1996), the concept of 'ergonomics' was legislated into occupational health and safety. For the first time in South Africa specific reference was made to ergonomics in legislation, that is, the application of 'ergonomic principles'. However, the responsibility was limited to the manufacturers and suppliers of mining equipment (Section 21(1)(c)).

The objectives of ergonomics

The International Ergonomics Association defines ergonomics as 'the scientific discipline concerned with the understanding of interactions among humans and other elements of a system, and the profession that applies theory, principles, data and methods to design in order to optimize human well-being and overall system performance'. The main objectives of ergonomics are therefore to decrease the risk of injury and illness, to improve worker performance, to decrease worker discomfort, and to improve the quality of work life.

The aims or objectives of ergonomics can be seen summarized in Figure 1 below.

The ultimate goal of ergonomics is to improve and maintain the welfare of the individual worker, while at the same time improving and maintaining the welfare of the organization.

The design of the operator's compartment

Scope

The development and design of the EJC 88XLP loader was a complete paradigm shift from the normal type of low profile loader. It involved not only a completely new type of technology, but was also far lower than any loader EJC has ever made. The move to extra-low profile, mechanized, trackless, mining machinery was a field that has not yet been successfully implemented by the mining world.

It is because of the orebody being much narrower and because of the need to maintain low dilution levels, as well as because of labour issues, safety and a need for increased output and revenue that low seam mining came about. And it is from the evolution to mechanized, low seam mining that the need for the EJC 88 XLP developed.

The machine on the drawing board (and as now can be seen in the Figures 2 and 3) was only 0.88 m in height, which meant that the operator's compartment was going to be longer than it was high (approx. 2 m x 0.5 m). There

were, therefore, a lot more constraints and limitations that had to be taken into account when designing this operator's compartment. These include mining, health and safety, environmental and size constraints (cabin envelope).

In Figures 2 and 3 a dashed, line outlines the operator's compartment. From these figures it can be seen that this is certainly not the norm as far as operator compartments of mining machinery go. The operator lies in a supine position, perpendicular to the direction of motion, turning his head to the left when driving forwards and to the right when driving in reverse.

Objective

The objective was to ergonomically design and place the operator's seat, headrest and armrests, and also to ergonomically place all the operating controls and instrumentation according to human-centered design principles. The ergonomics with regards to the entrance and exit of the machine had to also be carefully considered, because of the fact that the operator had only a small doorway area, as can be seen in Figure 4. The study had to be undertaken, within the capabilities, cost constraints and manufacturing capacity of the product company designing and assembling the machine. The ultimate objective was to design the cabin to maximize operator performance, while ensuring operator comfort, health and safety, and promoting human reliability.

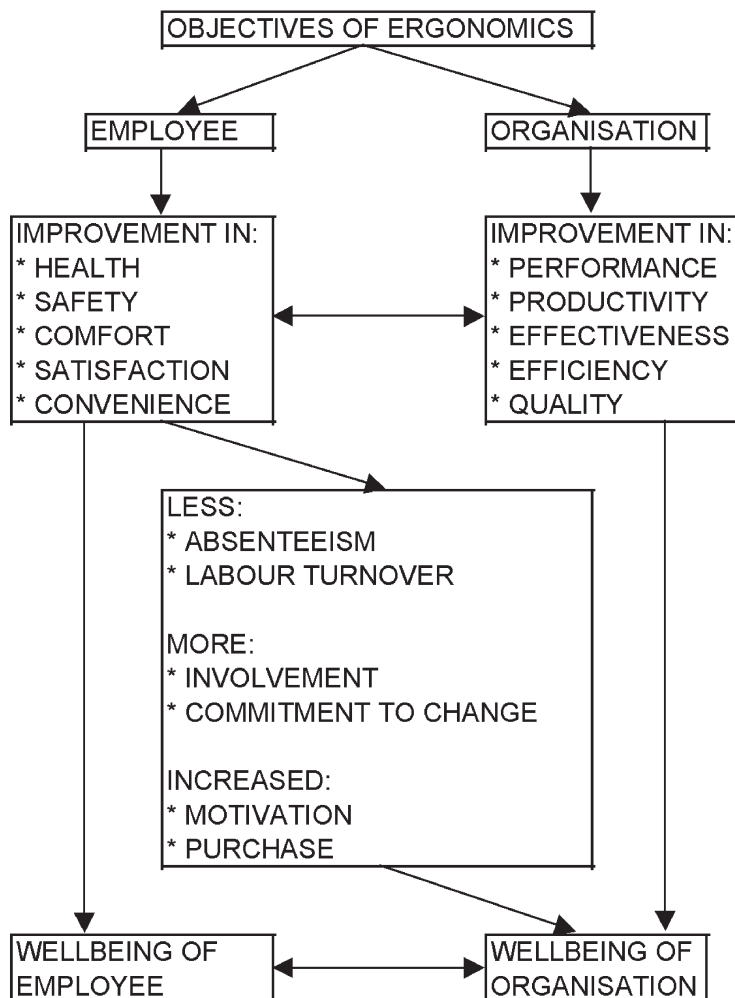


Figure 1. The objective of ergonomics. (Adapted from Wilson and Corlett (1990:6))

General Arrangement

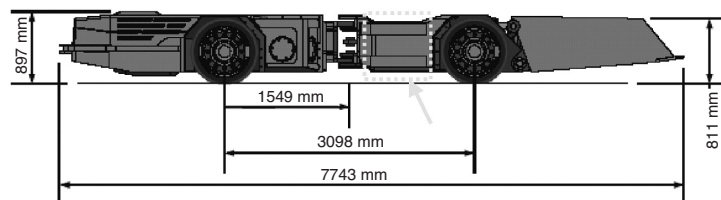


Figure 2. Side view of the EJC 88 XLP

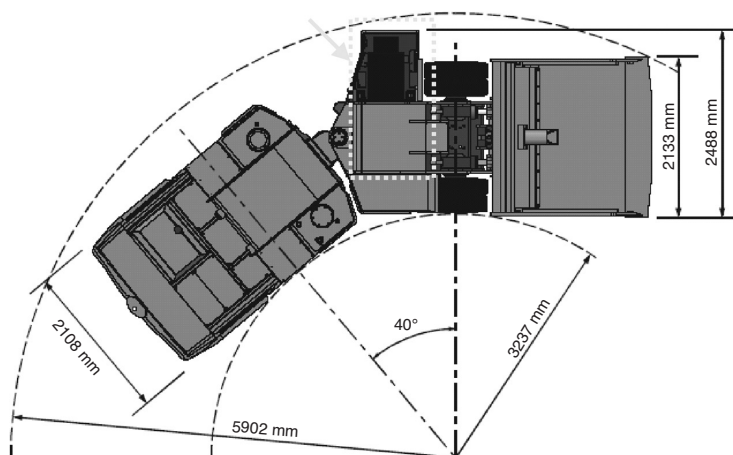


Figure 3. Top view of the EJC 88 XLP



Figure 4. EJC 88 XLP in operation



Figure 5. Operator's compartment of an EJC 88 XLP in operation

Application of ergonomic principles in the design of the operator's compartment

A useful concept in understanding the occupational application of ergonomics is that of an 'ergosystem'. An ergosystem consists of three interacting components, namely human, machine or technology, and environment (Figure 7).

The most general approach to ergonomics is to consider a person interacting with technology. The interaction occurs by means of displays whereby the machine or technology provides information to the user and controls and whereby the user passes information to the machine (Figure 6). There is therefore a complete information flow loop with a proper functioning of all the parts. In order to ensure successful, safe and effective use there should be no delays in the information flow (Galer, 1987).

The interaction between human and machine always takes place in a certain workspace, which is located in a specific physical and psychological environment (Figure 7). The characteristics of the workspace and the environment will affect the task performance of the human. The workspace, in relation to this study, is described in terms of

the size and layout of the seat and its accessories, controls and display of the operator's cabin. Factors like size and layout will have an effect on the body position, body posture and reach distance of the expected user population, and consequently on comfort and efficiency. Entrance and exit from the workspace (i.e. the cabin) will also have an affect on the health and safety of the operator.

The environment can be described in terms such as temperature, lighting, noise and vibration. It can also be described in psychological terms such as teamwork, management structure, shift conditions and psychosocial factors, which are beyond the scope of the current research.

When approaching the design of the operator's compartment from an ergonomic point of view, all the above-mentioned criteria have to be considered. It can be concluded that one must initiate an ergonomic study right at the commencement of a project, to design a new product, and continue it right through the feasibility study, functional analysis, design phase and development of the machine as well as after the machine is in production. Ergonomics is an ongoing process and can constantly be applied to improve the working conditions for the operator.

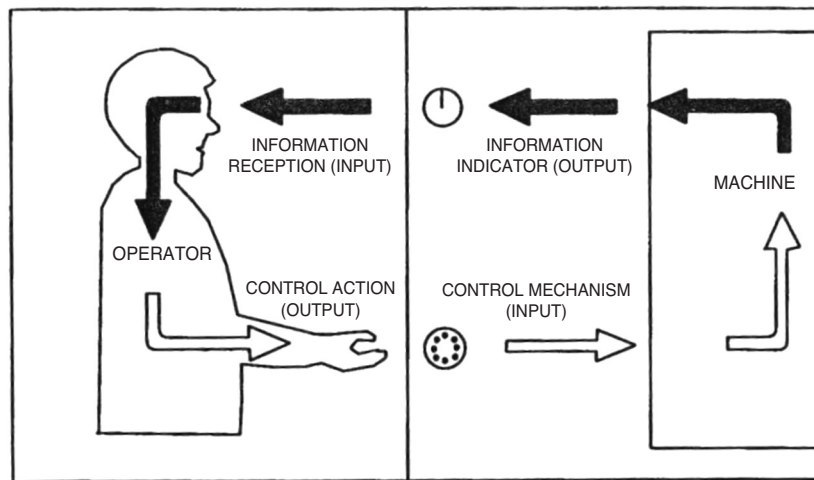


Figure 6. Communication between human and machine viewed as an information flow loop (after Galer, 1987:18)

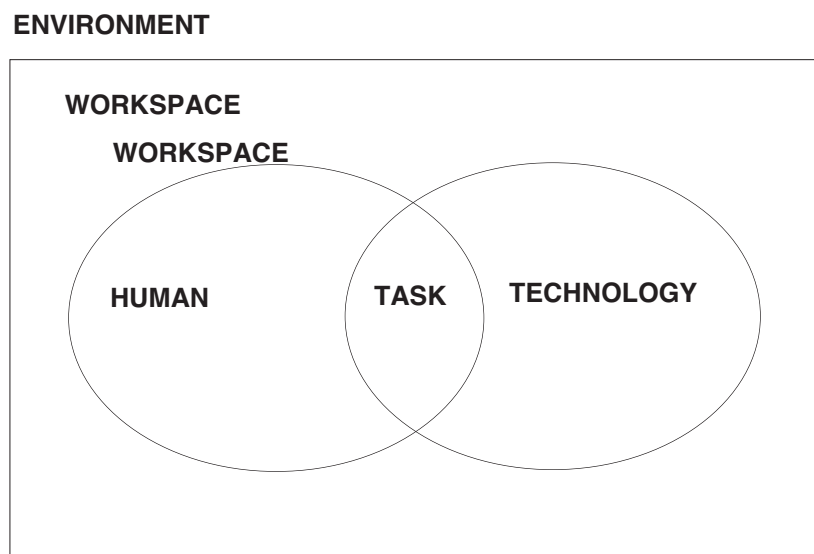


Figure 7. Human-technology-workspace-environment model. (Guild, Ehrlich, Johnston, Ross, 2001)

The design of the operator's compartment

Design process

The design of the operator's compartment started with an extensive ergonomics literature study, as discussed above. A number of constraints also had to be taken into account during the design of this extra-low profile loader. These constraints included operational, design and mining constraints. An anthropometric database was also created in order to aid in the researcher's ergonomic design.

This section deals with the design of the operator's compartment. At this point in time the design of the machine, as a whole, was in its preliminary stages. The researcher had to firstly verify the envelope size and access points, which was done by means of using a miniature scale mock-up, before the machine parameters could be finalized, after which a complete dimensional organization of the cab interior was done, by means of using a full-scale mock-up. The dimensional organization of the cab interior includes access, seating, operator's posture, layout of the controls and displays, and visual fields. An assessment of whole-body vibration and noise levels was also conducted.

A miniature size, to scale (6:1) mock-up was made of the EJC 88 XLP's operator compartment based on the preliminary design dimensions. A to-scale wooden man model, of the 95th percentile negroid male, was also used to aid in the validation experiment.

This mock-up, seen in Figure 8, was made in order to determine whether the proposed size of the cabin was

adequate for operator access. It was also used to confirm that the operator could lie comfortably and operate the machine successfully. It was made as a means to confirm the proposed size and placement of the entrance/exit and emergency exit. The model man was moved into and out of the cabin by hand, as a means of simulating the operator's actual body motion.

From this investigation it could be concluded that the operator's compartment is not only more than adequate in size, but that the size and placement of the entrance/exit and emergency exit are also acceptable. The operator's visibility for forward and backward vehicle motion was also seen as being adequate.

The preliminary design was therefore approved and the final envelope design was then completed. The final design measurements were used in the following sections, in setting up the operator compartment design parameters.

Once the envelope as well as the entrance/exit sizes and placement were verified, a full size, to-scale mock-up was made. It included a seat base and backrest, a headrest, armrests and joysticks. The mock-up was made as a means of aiding in the design and placement of these items as well as the instrument panel, helmet and battery pack and basic cabin accessories such as handles.

In defining the design parameters of the cabin (i.e. placement of the seat components, joysticks and other trimmings) the researcher had to take into consideration ease of maintenance, assembly and operation. All the measurements, used in the design and placement of



Figure 8. Miniature mock-up



Figure 9. Full-scale mock-up

everything in the cabin, were obtained during the literature study. The values obtained during this stage were theoretical, ideal values. During the final design phase these values were altered and adjusted where necessary to accommodate actual practice deviations, as well as to make the design more feasible and thus render it practicable.

If the operator were allowed to remove his belt, with the battery pack and rescue pack, and his helmet, entrance and exit, as well as normal operation of the machine, would be made a lot easier. The operator would also experience higher levels of comfort when seated if he were able to remove his PPE. The researcher obtained DME concession to remove his battery pack and helmet as long as they remain within arm's reach, but the rescue pack has to be body worn at all times. The ergonomic design of the seat and headrest was based on the fact that the researcher received this DME concession.

Final design

Seat

The seat design included the seat base, seat back, headrest and armrests. The researcher had to design the seat to provide adequate body support and, absorb as much vibration as possible so as to protect the operator from transmitted vibrations because of the height constraints in the cabin eliminating the option of fitting suspension. Unlike a normal seat, the backrest has to provide upper arm support because of the operator being in the supine position and having to operate the machine using joysticks. In the positioning of the backrest, the joystick-backrest and armrest-backrest interfaces also had to be considered. The armrests were designed primarily to support the operator's forearms while controlling the joysticks. In positioning the armrests, the backrest-armrest and joystick-armrest interfaces also had to be carefully considered. The seat back and base were designed to be height adjustable to allow for different operators to alter their seat positions to maximize visibility, comfort and ultimately productivity. It will also be most practical if the headrest, and its mechanism, is fixed to the backrest thus moving in relation to the axis of the seat back at all times.

Because of the placement of the operator's compartment, in relation to the direction of travel, the seat and therefore headrest have specific design criteria. The headrest has to support the head far more with the operator in the supine position than in a normal sitting-up position. It has to provide complete static and dynamic head and neck support, as well as allow for movement of the head between the forward and the reverse driving positions. The headrest has to be adjustable, along the z-axis, rotationally around the x- and y-axis and in relation to the backrest (y-axis), to maximize comfort for different operators. In order to achieve this desired headrest movement, a specific headrest mechanism was designed. To satisfy all the above stated design criteria, a curved headrest on a height adjustable, swivel mechanism is the best solution.

This entire seat mechanism was designed for easy maintenance and maximum durability. The construction of the final seat was outsourced. The material selection was therefore dependent on what the supplier had available. The accuracy of the final manufactured seat was also reliant on the level of tools and skills available.

Controls

The controls section comprised the joysticks, pedals, emergency stop, fire suppression system, instrument panel,

battery pack and helmet storage, the trimmings and the camera system.

The joystick selection was beyond the scope of this research. The joystick boxes as well as their placement and mechanism for movement, however, had to be ergonomically designed and integrated by the researcher. The box housing needed to be watertight to avoid any damage to the electronics of the joystick as well as being as small as possible because of space constraints. The interface between the seat and joysticks had to be considered when positioning the joysticks.

The choice and placement of the pedals did not form part of the original scope of research, but the pedals were positioned after the machine was built. The design was originally going to incorporate full dual-axis joystick control but was changed at a later stage to include foot pedals with the aim of increasing ease of operation for the operator by eliminating a number of functions from the joysticks.

It is imperative to include the emergency stop as a control in the design of the operator's compartment. This hand-activated, push button is undoubtedly the most important item in the operator's compartment and therefore has to be placed such that almost instantaneous activation can take place, both during operation and maintenance. The researcher decided that the emergency stop be placed on the right side of the operator to allow for quick and easy right-hand activation from both within and outside (next to) the operator's compartment. In addition, another emergency stop was placed on the rear right-hand side of the machine. By having two emergency stops we are ensuring the safety of the operator, technicians and bystanders by allowing emergency stop activation to take place from both sides of the machine.

The fire suppression system was also added to the cabin only on arrival of the prototype in South Africa. Because of the size of the actuator and the limited available space it was decided that the best position for the actuator, to allow for almost instantaneous activation, is on the left of the operator between the backrest and the cabin side-wall.

This control selection for the instrument panel was set, so the researcher had to work with the designated controls. The instrument panel and control box placement, either together or separately, had to be carefully thought through. A decision-matrix method of evaluation was therefore used to determine the best place for the panel and box to be placed. The following selection criteria were considered: available space in the cabin, instrument panel envelope, operator visibility, headrest-instrument panel interface, operator obstruction, and ease of maintenance.

After looking at the above factors and using a 'decision-matrix' approach it was decided that on the left of the operator on the back-side of the mud guard was the best position for the instrument panel. Once this optimum position was determined, the electronics technicians designed the layout of the controls on the panel and positioned the electrical components. The researcher did, however, stipulate that the visual display also be fixed at a specified angle to the plane of the face of the instrument panel. The instrument panel was designed to allow for easy access for maintenance, as well as to maximize visibility for the operator.

Owing to the fact that the operator has DME concession to remove his helmet and battery pack, a storage place for both these items had to be determined. After investigating all the remaining space in the cabin, with the seat and

controls in it, there is basically only one obvious solution as to where the battery pack and helmet should be stored. They should both be placed on the left of the operator's legs, in the central part of the cabin. A box frame will be welded onto the inside wall of the cab as a storage place for the battery pack. There will then also be a hook welded onto the wall, next to the box, to hang the helmet on. Both the helmet and battery remain within arm's reach. For maximum operator comfort, once the battery is removed from the belt, the rescue pack can be moved around to lie on the operator's stomach so as to minimize hindrance, between the rescue pack and seat, for the operator.

In order to make the operator's normal entrance and exit as well as emergency exit, of the machine more comfortable, a number of trimmings were to be added. Handles were to be added into the canopy along the edges bordering the entrance/exit areas to aid in both the entrance and exit of the machine. Another handle was added along the 'lid' of the centre of the cab to aid the operator when moving into his final position after having partially entered the machine. Due to time constraints towards the end of the prototype design, the canopy was made without any added trimmings. The handles were added once the machine arrived in South Africa. The handle along the 'lid' of the centre of the cabin was, however, added to aid the operator into positioning himself correctly in the seat.

The camera screen was also placed in a position to maximize visibility and minimize hindrance. The headrest-camera interface had to be considered. The camera eyes were placed on the front right side of the machine and on the rear of the machine, for maximum visibility. The monitor was placed in the centre of the cabin, between the forward and reverse head positions.

Feedback

Once the machine was operating in the field a number of operators were interviewed for feedback purposes. The general consensus was that the operator's compartment was comfortable and that there were no complaints of unusual pain from continued operation. This design was, however, a first of its kind, and was also made within considerable limitations, so there will always be room for improvement when feedback calls for it. Ergonomics is an ongoing process through the research, design, development and utilization phases of the product so one can always improve on the efficiency of a design.

Conclusions and recommendations

The aim of this paper was to outline the ergonomic study conducted during the design of the operator's compartment of a new extra-low profile loader, with the objective of creating a better understanding of the need and effect of the application of ergonomic principles on the design of new underground mining machinery.

It has become a challenge to give ergonomics higher consideration during the design of products. In the past, focus has always been on the performance, productivity, efficiency, effectiveness and quality of the machine itself while it is forgotten that improvement in health, safety, comfort, satisfaction and convenience of the operator leads to less absenteeism and labour turnover, more involvement and commitment and increased motivation and overall well-being, and thus profitability for the organization.

Complaints, accidents, fatalities, occupational diseases, drops in both productivity and quality, increased running

costs and a high down time are just some of the consequences of the poor design of any product that does not take man and his role as a factor of reliability and safety into account.

Even though the operator of this machine had to be located lying down in a supine position, it is through the application of ergonomic principles, in the design of the cabin, that the operators now experience a higher level of comfort and satisfaction and in turn generate higher production rates and profitability. With the mining conditions in these low-seam platinum mines being so demanding and strenuous, all one can do is hope to minimize these unaccommodating circumstances as much as is practically possible, and practising ergonomics allows us to accomplish this.

Although ergonomics is an evolving science, proper application of its principles can achieve benefits that are significant and immediate.

Acknowledgements

The content of this paper was based on a thesis written in partial fulfilment for an M.Eng. degree with the University of Pretoria. The author would like to thank her University of Pretoria supervisor, Mr. Danie Burger, who actively participated in the progress of the dissertation study pertaining to the subject matter of this paper. The author would also like to thank Sandvik Mining and Construction as well as EJC for the opportunity given to do this study and their facilitation in the progress of the thesis.

References

- BRIDGER, R.S. *Introduction to ergonomics*, New York, McGraw Hill. 1995.
- CHAPANIS, A. *Ethnic variables in human factors engineering*, Baltimore, MD, Johns Hopkins University Press. 1975.
- CHRISTENSEN, J.M., TOPMILLER, D.A., and GILL R.T. Human factors definitions revisited, *Human Factors Society Bulletin*, 1988. vol. 31. pp. 7-8.
- GALER, I.A.R. *Applied ergonomics handbook* (2nd edn.), London, 1987. Butterworth.
- KROEMER, H., KROEMER, K., and KROEMER-ELBERT, K. *Ergonomics: How to design for ease and efficiency*, (2nd edn.), New Jersey, Prentice Hall. 2001.
- MACLEOD, D. *The ergonomics edge: Improving safety, quality and productivity*, New York, Van Nostrand Reinhold. 1995.
- Mine Health and Safety Act (Act 29 of 1996), Doornfontein: Lex Patria Publishers.
- MURREL, K.F.H. *Ergonomics: Man in his working environment*, London, Chapman and Hall. 1965.
- SANDERS, M.S. and McCORMICK, E.J. *Human factors in engineering and design* (6th edn.), New York, McGraw-Hill. 1987.
- WILSON, J.R. and CORLETT, E.N. *Evaluation of human work: A practical ergonomics methodology*, London, Taylor and Francis. 1990.

